




Kentucky High School Athletic Association

2280 Executive Drive ° Lexington, KY 40505 ° www.khsaa.org ° (859)299-5472 (859)293-5999 (fax)

To: Superintendent, Principal, and Athletic Director

From: Brigid L. DeVries, Commissioner
Larry Boucher, Assistant Commissioner 


Date: September 2, 2003

Subject: 2002-2003 Annual Report Forms Submission

School: Marshall County High School

Enclosed please find a copy of Form T-65, The 2002-2003 Annual Report Forms Checklist. In addition, you may find an attachment with corrected copies of the forms submitted by your school personnel. Please review this information so the forms can be completed accurately in the future. Also, KHSAA Audit Staff may have requested a re-submission of some of the 2002-2003 Annual Report Forms or need additional information on your athletic programs. Please submit this information by the date requested if this is applicable. Copies and all KHSAA Title IX documents must be kept current and included in your permanent Title IX File at the school. All documents are subject to Open Records Requests.

Should you need any further information, please do not hesitate to call anytime.



MEMORANDUM

TO: KHSAA Member School Superintendents, Principals, and Athletic Directors

FROM: Brigid L. DeVries, Commissioner
Larry Boucher, Executive Assistant Commissioner *LB*

DATE: July 29, 2003

RE: 2003 Title IX Forms Submission

School	Marshall County High School	Reviewed by	Gary Lawson
--------	-----------------------------	-------------	-------------

The following is a status report regarding the required 2002 - 2003 Title IX submission of forms due in to the KHSAA office by April 15, 2003. Appropriate audit personnel have reviewed these forms and the following is a summary of this review.

I. Checklist of Forms properly submitted in a satisfactory manner:

✓	GE 19 (Annual Verification)	✓	T-35 (Budget Expenses)
	T-1 (Summary Program Chart 1)	✓	T-36 (Budget Expenses)
✓	T-2 (Summary Program Chart 2)	✓	T-41 (Checklist - Overall Interscholastic Program)
✓	T-3 (Summary Program Chart 3)	✓	T-60 (Corrective Action Plan)
✓	T-4 (Summary Program Chart 4)	✓	T-63 (Interscholastic Survey Results)

II. Status

A.		2002 - 2003 Forms are satisfactory and no further information or action is necessary at this time.
B.	✓	Errors have been noted with respect to the following forms and corrected copies are being returned to you for placement in your Title IX file to ensure proper submission in the future. <ul style="list-style-type: none"> • Form T-1
C.		The following forms were omitted and must be submitted by school representatives.
D.	✓	Other Recommendation and Comments: <ul style="list-style-type: none"> • All schools are requested to have corrective actions (goals) to work on listed on Form T-60. • Form T-41 is not complete as submitted. In the area of Opportunities, no column has been checked. • It is also recommended by the KHSAA that each school have student representation on its Gender Equity Review Committee, and that they be active members of the Committee. • It should also be noted that the Gender Equity Review Committee should meet at least once during the fall sports season, during the winter sports season and during the spring sports season.

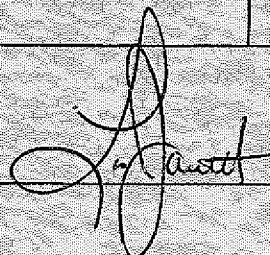
2002-2003 KHSAA TITLE IX ATHLETICS AUDIT

KHSAA
Form T41
Rev. 9/02

Checklist - Overall Interscholastic Athletics Program

Areas of Compliance	ADVANTAGE TO (Respond based on Internal Evaluation by checking the appropriate column.)		
	GIRLS' PROGRAM	BOYS' PROGRAM	NEITHER PROGRAM
OPPORTUNITIES			
Accommodation of Interest and Abilities			
BENEFITS			
Equipment and Supplies			x
Scheduling of Games and Practice Time			x
Travel and Per Diem Allowances			x
Coaching			x
Locker Rooms, Practice and Competitive Facilities			x
Medical and Training Facilities and Services			x
Publicity			x
Support Services			x
Athletic Scholarships			x
Tutoring			x
Housing and Dining Facilities and Services			x
Recruitment of Student Athletes			x

Principal's Signature: _____



Date: _____

3-26-03

**ACCOMMODATION OF INTERESTS AND ABILITIES
SUMMARY PROGRAM CHART 1**

Participation Opportunities Test One

		(Column 1)	(Column 2)	(Column 3)	(Column 4)
	Program	Enrollment	Percentage of Total Enrollment	Number of Interscholastic Participants (double and triple count)	Percentage of Total Participation
Row 1	GIRLS	659	49.55	177 164	45.2% 40.5
Row 2	BOYS	671	50.45	215 241	54.8 59.5
Row 3	Totals	1,330	100%	392 405	100%

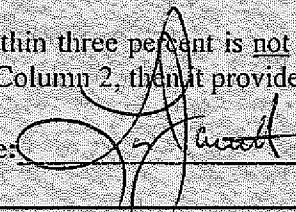
Instructions:

*Number of 8th grade students & below used in Column 4 calculations if applicable: 43 girls 12 boys

- Determine the total number of girls enrolled, (place in Row 1, Column 1). Determine the total number of boys enrolled, (place in Row 2, Column 1).
- Add the total number of girls and boys enrolled to determine total enrollment, (place in Row 3, Column 1).
- Calculate the percentage of total enrollment that is female. (Divide Row 1, Column 1 by row 3, Column 1 and place in Row 1, Column 2.) Calculate the percentage of total enrollment that is male. (Divide Row 2, Column 1 by Row 3, Column 1 and place in Row 2, Column 2.) Note: Row 1, Column 2 plus Row 2, Column 2 should total 100%.
- Ask the head coaches to review the most updated eligibility or squad lists for their teams. Ask coaches to confirm the names of those individuals who are on the team as of the first date of competition, and cross out the names of those who were cut from the team or quit the team prior to the first competitive event. Determine the total number of interscholastic athletics participants that are girls, (and place in Row 1, Column 3). In order to determine the total number of athletics participants, an individual should be counted each time he or she participates on a team. For example, if Jane Doe competes on the varsity volleyball team, the junior varsity volleyball team, the junior varsity basketball team, and the varsity softball team, she should be counted as four participants (do not include club or intramural sports participants, cheerleaders, dance teams, or pom squads). Calculate the same way for boys and girls. * In addition, should 8th grade students and below play on a Freshman, Junior Varsity, or Varsity team, they should also be counted for each team and sport on which they participate. If applicable, please asterisk the above notation as to how many 8th grade students & below are included in the totals. Using the same procedure, determine the total number of interscholastic athletic participants that are boys, (and place in Row 2, Column 3). Add Row 1, Column 3 plus Row 2, Column 3 to get total participants and place in Row 3, Column 3.
- Calculate the percentage of female participation. (Row 1, Column 3 divided by Row 3, Column 3 and place in Row 1, Column 4.) Calculate the percentage of male participation. (Row 2, Column 3 divided by Row 3, Column 3 and place in Row 2, Column 4.) Note: Row 1, Column 4 plus Row 2, Column 4 should total 100%.


Note: While being within three percent is not a formal compliance standard; if the percent listed in Row 1, Column 4 is within 3% of Row 1, Column 2, then it provides a good target within which compliance is likely.

Principal's Signature:



Date:

3-26-03



MEMORANDUM

To: KHSAA Member School Superintendents, Principals, and Athletic Directors

From: Brigid L. DeVries, Commissioner
Larry Boucher, Assistant Commissioner

Date: July 28, 2003

Re: 2003 Title IX Forms Submission

School	Marshall County	Reviewed by	CARY W. LAWSON
--------	-----------------	-------------	----------------

The following is a status report regarding the required 2002-2003 Title IX submission of forms which were due in to the KHSAA office by April 15, 2003. Appropriate audit personnel have reviewed these forms and the following is a summary of this review.


I. Checklist of Forms properly submitted in a satisfactory manner:

✓	GE 19 (Annual Verification)	✓	T-35 (Budget Expenses)
✓	T-1 (Summary Program Chart 1)	✓	T-36 (Budget Expenses)
✓	T-2 (Summary Program Chart 2)	✓	T-41 (Checklist - Overall Interscholastic Program)
✓	T-3 (Summary Program Chart 3)	✓	T-60 (Corrective Action Plan)
✓	T-4 (Summary Program Chart 4)	✓	T-63 (Interscholastic Survey Results)

II. Status

A.		2002-2003 Forms are satisfactory and no further information or action is necessary at this time.
B.	✓	Errors have been noted with respect to the following forms and corrected copies are being returned to you for placement in your Title IX file to ensure proper submission in the future. T-1 Form.
C.		The following forms were omitted and must be submitted by school representatives.
D.		Other Recommendation and Comments: Errors were found on the T-1 form. These errors are corrected on attachment. Please place corrected data in your Title IX file. All schools are requested to have corrective actions (goals) to work on listed on the T-60 form. The T-41 form is not complete as submitted, in the area of opportunities, no column has been checked. It is also suggested

by the KHSAA, that each school have student representation on its Gender Equity Committee. It should also be noted that the Gender Equity Committee should meet at least once during the fall sports season, once during the winter sports season, and once during the spring sports season.



MEMORANDUM

To: KHSAA Member School Superintendents, Principals, and Athletic Directors

From: Brigid L. DeVries, Commissioner
Larry Boucher, Assistant Commissioner

Date: July 28, 2003

Re: 2003 Title IX Forms Submission

School	Marshall County	Reviewed by	CARY W. LAWSON
--------	-----------------	-------------	----------------

The following is a status report regarding the required 2002-2003 Title IX submission of forms which were due in to the KHSAA office by April 15, 2003. Appropriate audit personnel have reviewed these forms and the following is a summary of this review.

I. Checklist of Forms properly submitted in a satisfactory manner:

✓	GE 19 (Annual Verification)	✓	T-35 (Budget Expenses)
✓	T-1 (Summary Program Chart 1)	✓	T-36 (Budget Expenses)
✓	T-2 (Summary Program Chart 2)	✓	T-41 (Checklist - Overall Interscholastic Program)
✓	T-3 (Summary Program Chart 3)	✓	T-60 (Corrective Action Plan)
✓	T-4 (Summary Program Chart 4)	✓	T-63 (Interscholastic Survey Results)

II. Status

A.		2002-2003 Forms are satisfactory and no further information or action is necessary at this time.
B.	✓	Errors have been noted with respect to the following forms and corrected copies are being returned to you for placement in your Title IX file to ensure proper submission in the future. T-1 Form.
C.		The following forms were omitted and must be submitted by school representatives.
D.		Other Recommendation and Comments: Errors were found on the T-1 form. Your errors are corrected on attachment! Please place corrected data in your Title IX file. All schools are requested to have corrective actions (goals) to work on listed on the T-60 form. The T-41 form is not complete as submitted, in the area of opportunities; no column has been checked. It is also suggested

by the KHSAA, that each school have student representation on its Gender Equity Committee. It should also be noted that the Gender Equity Committee should meet at least once during the fall sports season, once during the winter sports season, and once during the spring sports season.

2002-2003
ACCOMMODATION OF INTERESTS AND ABILITIES
SUMMARY PROGRAM CHART 1

KHSAA
 Form T1
 Rev. 9/02

Participation Opportunities Test One


		(Column 1)	(Column 2)	(Column 3)	(Column 4)
	Program	Enrollment	Percentage of Total Enrollment	Number of Interscholastic Participants (double and triple count)	Percentage of Total Participation
Row 1	GIRLS	659	49.55	(177) 164	(45.2%) 40.5
Row 2	BOYS	671	50.45	(215) 241	54.8 59.5
Row 3	Totals	1,330	100%	(392) 405	100%

Instructions:

*Number of 8th grade students & below used in Column 4 calculations if applicable: 43 girls 12 boys

- 1) Determine the total number of girls enrolled, (place in Row 1, Column 1). Determine the total number of boys enrolled, (place in Row 2, Column 1).
- 2) Add the total number of girls and boys enrolled to determine total enrollment, (place in Row 3, Column 1).
- 3) Calculate the percentage of total enrollment that is female. (Divide Row 1, Column 1 by row 3, Column 1 and place in Row 1, Column 2.) Calculate the percentage of total enrollment that is male. (Divide Row 2, Column 1 by Row 3, Column 1 and place in Row 2, Column 2.) Note: Row 1, Column 2 plus Row 2, Column 2 should total 100%.
- 4) Ask the head coaches to review the most updated eligibility or squad lists for their teams. Ask coaches to confirm the names of those individuals who are on the team as of the first date of competition, and cross out the names of those who were cut from the team or quit the team prior to the first competitive event. Determine the total number of interscholastic athletics participants that are girls, (and place in Row 1, Column 3). In order to determine the total number of athletics participants, an individual should be counted each time he or she participates on a team. For example, if Jane Doe competes on the varsity volleyball team, the junior varsity volleyball team, the junior varsity basketball team, and the varsity softball team, she should be counted as four participants (**do not include club or intramural sports participants, cheerleaders, dance teams, or pom squads**). Calculate the same way for boys and girls. * In addition, should 8th grade students and below play on a Freshman, Junior Varsity, or Varsity team, they should also be counted for each team and sport on which they participate. If applicable, please asterisk the above notation as to how many 8th grade students & below are included in the totals. Using the same procedure, determine the total number of interscholastic athletic participants that are boys, (and place in Row 2, Column 3). Add Row 1, Column 3 plus Row 2, Column 3 to get total participants and place in Row 3, Column 3.
- 5) Calculate the percentage of female participation. (Row 1, Column 3 divided by Row 3, Column 3 and place in Row 1, Column 4.) Calculate the percentage of male participation. (Row 2, Column 3 divided by Row 3, Column 3 and place in Row 2, Column 4.) Note: Row 1, Column 4 plus Row 2, Column 4 should total 100%.

Note: While being within three percent is not a formal compliance standard; if the percent listed in Row 1, Column 4 is within 3% of Row 1, Column 2, then it provides a good target within which compliance is likely.

Principal's Signature:  Date: 3-26-03

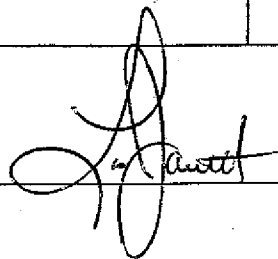
2002-2003 KHSAA TITLE IX ATHLETICS AUDIT

KHSAA
Form T41
Rev. 9/02

Checklist - Overall Interscholastic Athletics Program

Areas of Compliance	ADVANTAGE TO (Respond based on Internal Evaluation by checking the appropriate column.)		
	GIRLS' PROGRAM	BOYS' PROGRAM	NEITHER PROGRAM
OPPORTUNITIES			
Accommodation of Interest and Abilities			
BENEFITS			
Equipment and Supplies			x
Scheduling of Games and Practice Time			x
Travel and Per Diem Allowances			x
Coaching			x
Locker Rooms, Practice and Competitive Facilities			x
Medical and Training Facilities and Services			x
Publicity			x
Support Services			x
Athletic Scholarships			x
Tutoring			x
Housing and Dining Facilities and Services			x
Recruitment of Student Athletes			x

Principal's Signature: _____



Date: _____

3-26-03



**2002-2003 KENTUCKY HIGH SCHOOL ATHLETIC ASSOCIATION
ANNUAL VERIFICATION OF TITLE IX PROCEDURES**
(To be submitted by April 15, 2003 along with other required forms)

The Marshall County High High School, Benton, Kentucky
(Name of High School) (City)

certifies to the Kentucky High School Athletic Association that the following is an accurate and true representation of the facts surrounding compliance with 20 U.S.C. Sections 1681-1688, et. Seq. (also known as Title IX)

I certify the following provisions in accordance with records at the school contained in the permanent Title IX file, and to the best of my knowledge have completed the following tasks. (All boxes must be checked)

Established a gender equity committee at the high school. (list committee personnel and provide attachment if necessary)

Name	Address	Phone	Title
<u>Please see attachment</u>			

Scheduled a minimum of three meetings during the 2002-2003 school year on the following dates:

- November 9, 2002
- January 31, 2003
- March 7, 2003

Designated the following person(s) as the Title IX coordinator for the school/district:

<u>Mr. Steve Woodward</u>	<u>Athletic Director</u>	<u>416 High School Rd.</u>	<u>270-527-6714</u>
Name	Title	Address	Phone

School personnel are continuing to make periodic reviews of the boys and girls athletics program reflected in the Corrective Action Plan.

In addition to the above information, the above referenced school maintains a complete permanent file relative to Title IX records including copies of the self-assessment audit, all corrective action plans, and other related materials.

[Signature]
Principal's Signature

3-26 2003
Date

[Signature]
School Board Chairpersons' Signature

Superintendent Signature

(Send original copy to KHSAA - Maintain duplicate in Title IX school folder)

Steve Woodward
ATHLETIC DIRECTOR



ATHLETIC DEPARTMENT
Phone (270) 527-6714
Fax (270) 527-6715

MARSHALL COUNTY HIGH SCHOOL

416 High School Road
Benton, Kentucky 42025

Marshall County High School 2002-2003 Gender Equity Committee

NAME	ADDRESS	PHONE	TITLE
Stacey Bradley	Marshall County High School 416 High School Rd. Benton, KY 42025	270-527-1453	Teacher/Coach
Jodi Butler	" "	" "	Teacher
Tracy Cleaver	" "	" "	Teacher/Coach
Kathy Farmer	" "	" "	Teacher/
Aimee Lepisto	" "	" "	Teacher/Coach
Jeanne Lovett	" "	" "	Teacher/Coach
Phillip Maxwell	" "	" "	Teacher/Coach
Russell Palmer	" "	" "	Teacher/Administrator
Jason Riley	" "	" "	Teacher/ Coach
Jim Shelton	" "	" "	Teacher
Steve Woodward	" "	" "	Athletic Director

2002-2003
ACCOMMODATION OF INTERESTS AND ABILITIES
SUMMARY PROGRAM CHART 1

KHSAA
 Form T1
 Rev. 9/02

Participation Opportunities Test One

		(Column 1)	(Column 2)	(Column 3)	(Column 4)
	Program	Enrollment	Percentage of Total Enrollment	Number of Interscholastic Participants (double and triple count)	Percentage of Total Participation
Row 1	GIRLS	659	49.55	177	45.2%
Row 2	BOYS	671	50.45	215	54.8
Row 3	Totals	1,330	100%	392	100%

Instructions:

*Number of 8th grade students & below used in Column 4 calculations if applicable: 43 girls 12 boys

- Determine the total number of girls enrolled, (place in Row 1, Column 1). Determine the total number of boys enrolled, (place in Row 2, Column 1).
- Add the total number of girls and boys enrolled to determine total enrollment, (place in Row 3, Column 1).
- Calculate the percentage of total enrollment that is female. (Divide Row 1, Column 1 by row 3, Column 1 and place in Row 1, Column 2.) Calculate the percentage of total enrollment that is male. (Divide Row 2, Column 1 by Row 3, Column 1 and place in Row 2, Column 2.) Note: Row 1, Column 2 plus Row 2, Column 2 should total 100%.
- Ask the head coaches to review the most updated eligibility or squad lists for their teams. Ask coaches to confirm the names of those individuals who are on the team as of the first date of competition, and cross out the names of those who were cut from the team or quit the team prior to the first competitive event. Determine the total number of interscholastic athletics participants that are girls, (and place in Row 1, Column 3). In order to determine the total number of athletics participants, an individual should be counted each time he or she participates on a team. For example, if Jane Doe competes on the varsity volleyball team, the junior varsity volleyball team, the junior varsity basketball team, and the varsity softball team, she should be counted as four participants (**do not include club or intramural sports participants, cheerleaders, dance teams, or pom squads**). Calculate the same way for boys and girls. * In addition, should 8th grade students and below play on a Freshman, Junior Varsity, or Varsity team, they should also be counted for each team and sport on which they participate. If applicable, please asterisk the above notation as to how many 8th grade students & below are included in the totals. Using the same procedure, determine the total number of interscholastic athletic participants that are boys, (and place in Row 2, Column 3). Add Row 1, Column 3 plus Row 2, Column 3 to get total participants and place in Row 3, Column 3.
- Calculate the percentage of female participation. (Row 1, Column 3 divided by Row 3, Column 3 and place in Row 1, Column 4.) Calculate the percentage of male participation. (Row 2, Column 3 divided by Row 3, Column 3 and place in Row 2, Column 4.) Note: Row 1, Column 4 plus Row 2, Column 4 should total 100%.

Note: While being within three percent is not a formal compliance standard; if the percent listed in Row 1, Column 4 is within 3% of Row 1, Column 2, then it provides a good target within which compliance is likely.

Principal's Signature: _____

Date: _____

**ACCOMMODATION OF INTERESTS AND ABILITIES
SUMMARY PROGRAM CHART 2**


Participation Opportunities Test Two

		Column 1	Column 2	Column 3	Column 4	Column 5	
Program		Number of Teams Currently Offered	Number of Participants	Number of Teams Added in Last Five Years	Number of Participants Added in Last Five Years	Percent of Total Participation By Sex Added in Last 5 Years	
GIRLS	Row 1	varsity:	8	94	1-volleyball	13	
	Row 2	j.v.:	4	61	" "	10	
	Row 3	frosh:	1	9			
	Row 4	total:	13	164	1	23	14.02
BOYS	Row 5	varsity:	8	146			
	Row 6	j.v.:	4	55			
	Row 7	frosh:	2	40			
	Row 8	total:	14	241			

- For Column 1, list the number of interscholastic teams offered for girls and boys at each competitive level (varsity, junior varsity, and freshman). For girls, total each of the entries in Rows 1, 2, and 3 into Row 4. For boys, total Rows 5, 6, and 7 into Row 8.
- For Column 2, list the number of participants at each level. For girls, total each of the entries in Rows 1, 2, and 3 into Row 4. For boys, total Rows 5, 6, and 7 into Row 8. **Note:** The totals in Row 4 for girls and in Row 8 for boys must be the same as the totals in Form T-1, Column 3, Rows 1 and 2 respectively.
- For Column 3, list the number of interscholastic teams that have been added in the last five years at each competitive level. Count each team added during the 5 year period only one time. e.g. Girl's junior varsity soccer was added 3 years ago, count the team only once, not 3 times. For girls, total the entries in Rows 1, 2, and 3 into Row 4. For boys, total Rows 5, 6, and 7 into Row 8.
- For Column 4, list the number of participants that are currently on each level of the teams that were added in the last five years. If a team was added previously but no longer exists, there are no current participants to be added for that team. For girls, total the entries in Rows 1, 2, and 3 into Row 4. For boys, total Rows 5, 6, and 7 into Row 8.
- For Column 5, calculate the percentage of participants that have been added in the last five years. For girls, take the number in Column 4, Row 4 and divide by the number in Column 2, Row 4. For boys, take the number in Column 4, Row 8 and divide it by the number in Column 2, Row 8.

Note: If the percentage of current participants added in the last five years is 25% or greater, compliance with test two may be possible. If less than 25%, then compliance with test three should be analyzed. **CAUTION:** 25% is not a formal compliance standard.

Principal's Signature: _____



Date: 3-26-03


2002-2003
ACCOMMODATION OF INTERESTS AND ABILITIES
SUMMARY PROGRAM CHART 3

Participation Opportunities Test Three

For any question answered "YES" identify the respective sport(s).

	GIRLS (Yes / No)		BOYS (Yes / No)
1. For a sport not currently played at the interscholastic level (varsity, junior varsity, or freshman) in your school, is there an intramural team offered for that sport?	NO		NO
2. For a sport <u>not</u> currently offered in your interscholastic athletics program, is there sufficient interest to form a viable interscholastic team based on participation on an intramural team or community recreation teams?	NO		NO
3. For a sport <u>not</u> currently offered, is there sufficient interest to form a viable interscholastic team based on student responses from the interscholastic survey?	NO		NO
4. For a sport currently offered at the varsity level only, is there sufficient interest to form a viable team for a junior varsity, or freshman team that is not currently offered?	NO		NO
5. For a sport currently offered at the junior varsity or freshman level is there sufficient interest to form a varsity team not currently offered?	NO		NO
6. If you answered YES to question (1), (2), (3), (4), or (5), are there enough high schools in your geographic area offering the sport (at the appropriate level) to allow for the development of a reasonable schedule of competition?			

Principal's Signature: _____



Date: _____

3-26-03

2002-2003
ACCOMODATION OF INTERESTS AND ABILITIES+
SUMMARY PROGRAM CHART 4

Levels of Competition Test One

		Column 1	Column 2	Column 3
Girls	Team Levels	Number of Teams Currently Offered	Number of Participants	Percentage of Participants at Each Level
Row 1	varsity:	8	94	57.3%
Row 2	j.v.:	4	61	37.2%
Row 3	frosh:	1	9	5.5%
Row 4	total:		164	100%
Boys				
Row 5	varsity:	8	146	60.6%
Row 6	j.v.:	4	55	22.8%
Row 7	frosh:	2	40	16.6%
Row 8	total:		241	100%

- 1) Column 1, list the number of interscholastic teams offered for girls and boys at each competitive level; varsity, junior varsity, and freshman. (Refer to Form T-2, Accommodation of Interests and Abilities, Summary Program Chart 2, Column 1.)
- 2) For Column 2, list the number of participants at each level. For girls, total the entries in Rows 1, 2, and 3 into Row 4. For boys, total the entries in Rows 5, 6, and 7 into Row 8. (Refer to Form T-2, Accommodation of Interests and Abilities, Summary Program Chart 2, Column 2.)
- 3) For Column 3, calculate the percentage of female and male participants at each level.
For girls' varsity, junior varsity, and frosh, respectively:
 - Divide Column 2, Row 1 by Column 2, Row 4, and place the percentage in Column 3, Row 1.
 - Divide Column 2, Row 2 by Column 2, Row 4, and place the percentage in Column 3, Row 2.
 - Divide Column 2, Row 3 by Column 2, Row 4, and place the percentage in Column 3, Row 3.
 For boys' varsity, junior varsity, and frosh, respectively:
 - Divide Column 2, Row 5 by Column 2, Row 8, and place the percentage in Column 3, Row 5.
 - Divide Column 2, Row 6 by Column 2, Row 8, and place the percentage in Column 3, Row 6.
 - Divide Column 2, Row 7 by Column 2, Row 8, and place the percentage in Column 3, Row 7.


Principal's Signature: _____

Date: 3-26-03

**2002-2003
BUDGETED AND ACTUAL EXPENDITURES - PROGRAM COMPARISON CHART
TO INCLUDE BOOSTER CLUB FUNDING**

	equipment and supplies		travel		awards		coaches' salaries (to include supplemental and extended employment)		facilities improvements		publications (if sport-specific)	
	B	E	B	E	B	E	B	E	B	E	B	E
G basketball	10,109.19	16,190.00		2,69.02		379.00		15,390.00				1,836.93
B basketball	10,709.19	16,000.00		157.12		575.00		15,390.00				
G softball	1,540.00	2,770.00				290.93		6,703.00				
B baseball	1,540.00	2,106.48				94.68		6,703.00				
G cross country												
B cross country												
G golf Combined	700.00	1,782.00						16,120.00				
B golf												
G soccer	3846.00	5,501.02		1,554.33		1,541.00		9,208.00				
B soccer	5,486.00	3,114.97		872.18		1,541.00		9,208.00				
G swimming				62.83				500.00				
B swimming				62.83								


- Budget and expenditures on this 2002-2003 year report due by April 15, 2003, should reflect the total monies budgeted and spent for the entire year of 2001-2002 ending June 30, 2002.
- "B" is for budgeted dollar amounts and "E" is for actual dollar expenditures.
- Booster Club Funding/Contributions must be included in the expenditures total.

Principal's Signature:  Date: 3-26-03

**2002-2003
BUDGETED AND ACTUAL EXPENDITURES - PROGRAM COMPARISON CHART 2
TO INCLUDE BOOSTER CLUB FUNDING**

Teams	equipment and supplies		travel		awards		coaches' salaries (to include supplemental and extended employment)		facilities improvements		publications (if sport-specific)	
	B	E	B	E	B	E	B	E	B	E	B	E
G track/cross country	1019.89	1,000.00				306.75		2955.00				
B track/cross country	1019.89	1,000.00				306.75		2955.00				
G tennis	700.00							1913.00				
B tennis combined								↓				
G volleyball	1500.00							2,500.00		4,470.00		
B wrestling												
G (list sport)												
B (football)	19,921.00	19,921.55		382.98		588.87		14,390.00				
G (list sport)												
B (list sport)										680.00		

- Budget and expenditures on this 2002-2003 year report due by April 15, 2003, should reflect the total monies budgeted and spent for the entire year of 2001-2002 ending June 30, 2002.
- "B" is for budgeted dollar amounts and "E" is for actual dollar expenditures.
- Booster Club Funding/Contributions must be included in the expenditures total.

Principal's Signature:  Date: 3-26-03


2002-2003 KHSAA TITLE IX ATHLETICS AUDIT

KHSAA
Form T41
Rev. 9/02

Checklist - Overall Interscholastic Athletics Program

Areas of Compliance	ADVANTAGE TO		
	(Respond based on Internal Evaluation by checking the appropriate column.)		
OPPORTUNITIES	GIRLS' PROGRAM	BOYS' PROGRAM	NEITHER PROGRAM
Accommodation of Interest and Abilities			
BENEFITS	GIRLS' PROGRAM	BOYS' PROGRAM	NEITHER PROGRAM
Equipment and Supplies			x
Scheduling of Games and Practice Time			x
Travel and Per Diem Allowances			x
Coaching			x
Locker Rooms, Practice and Competitive Facilities			x
Medical and Training Facilities and Services			x
Publicity			x
Support Services			x
Athletic Scholarships			x
Tutoring			x
Housing and Dining Facilities and Services			x
Recruitment of Student Athletes			x

Principal's Signature: _____



Date: _____

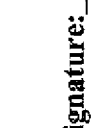
3-26-03

School Name: Marshall County High School 2002-2003
 School Year: 2002-2003 TITLE IX
 Principal's Signature: _____ CORRECTIVE ACTION PLAN
 Date: April 4, 2003

To complete this form, indicate the intended area which needs corrective action, the suggested change and time table for implementation. You may copy this form as needed. Please attach corrective action plans along with audit forms and submit by April 15, 2003.

ITEM FOR CORRECTION	SUGGESTED CHANGE	TIME TABLE FOR CORRECTIVE ACTION
Since we added girls volleyball locker room and girls coaches and do not need a corrective	All this past season, and remodeled office, the committee feels like we are in compliance action plan at this time.	and upgraded the girls

An explanation (status report) is needed for all areas identified previously as items for correction as well as all areas currently identified as items for correction. This form shall be typed.

Principal's Signature:  Date: 3-26-03

Steve Woodward
ATHLETIC DIRECTOR

Home of the



ATHLETIC DEPARTMENT
Phone (270) 527-6714
Fax (270) 527-6715

MARSHALL COUNTY HIGH SCHOOL

416 High School Road
Benton, Kentucky 42025

April 2, 2003

To Whom It May Concern:

At our last Title IX meeting on March 7, 2003, we discussed the confusion that is created when we alternate boys and girls starting times during double header events.

Marshall County High School has a large fan base for both boys and girls sports. We have tried to play several of our games where boys play first and girls second and the next game the opposite order. This is very confusing to our parents and fans, because most of our opponents play girls games first followed by the boys games.

On game days we end up calling radio stations, TV stations, newspapers, and take numerous phone calls wanting to know about the order of games. We also make announcements at school and we must call the transportation department and change the bus order on away games. This is time consuming and very confusing.

Our committee suggested and voted on the following:

All double-headers will be played with the girls playing first and the boys second. Both our boys and girls coaches agreed with this order. The committee feels that it is not the order of play that is important, but that it is being consistent. This will eradicate any confusion to the parents, fans, media and transportation department. Our community considers 6:00 PM prime time for girls, followed by the boys.

Sincerely,

A handwritten signature in cursive script that reads "Steve Woodward".

Steve Woodward, Athletic Director
Marshall County High School

2002-2003 INTERSCHOLASTIC ATHLETICS SURVEY

Summary of Student Responses

School Name: Marshall County High School

School Enrollment: 1334

Date: April 4, 2003

Completed By: Steve Woodward, Athletic Director
Ronecca Joseph, Athletic Secretary

Instructions:

1. Summarize the Student Athletics Interest Surveys Form T-61 by listing the total number of responses on the line next to each sport.
2. Under the Other Category please provide a listing of the sports as well as the number of students who are interested in participating.
3. Please sign and date the Summary Form (T-63) and mail the Summary Form only to the KHSAA by April 15, 2003. Do not mail the student surveys (Form T-61). However, these Forms should be maintained in your files in the event they are requested subsequently.

1,040 Number of Surveys

874 Total Returned

9, 10, 11 Grades Surveyed

How Was The Survey Administered? All 4th Block Classes
(e.g. was it given in all English classes, or all home rooms, or advisee/advisor?)

Fall Sports (List Total Number of Participation Responses)

29 Cross Country (Girls)

35 Cross Country (Boys)

22 Field Hockey (Girls)

126 Football (Boys)

20 Golf (Girls)

48 Golf (Boys)

50 Soccer (Girls)

43 Soccer (Boys)

119 Volleyball (Girls)

40 Volleyball (Boys)

Winter Sport (List Total Number of Participation Responses)

56 Basketball (Girls)

87 Basketball (Boys)

73 Gymnastics (Girls)

44 Indoor Track (Girls)

46 Indoor Track (Boys)

57 Swimming & Diving (Girls)

15 Swimming & Diving (Boys)

72 Wrestling (Boys)

Spring Sport (List Total Number of Participation Responses)

<u>84</u>	Baseball (Boys)
<u>38</u>	Fast Pitch Softball (Girls)
<u>70</u>	Slow Pitch Softball (Girls)
<u>48</u>	Tennis (Girls)
<u>34</u>	Tennis (Boys)
<u>49</u>	Track (Girls)
<u>54</u>	Track (Boys)

Other Sports (From Student Survey T-61 Question 10)

Name of Sport	Number of Students Interested In Participating
<u>HOCKEY 17</u>	<u>GOLF 1</u>
<u>DODGEBALL 3</u>	<u>DANCE TEAM 9</u>
<u>PING PONG 7</u>	<u>WRESTLING 13</u>
<u>ARCHERY 5</u>	<u>VOLLEYBALL 3</u>
<u>FENCING 1</u>	<u>BILLARDS 8</u>
<u>BOXING 21</u>	<u>LACROSSE 7</u>
<u>RUGBY 13</u>	
<u>BOWLING 12</u>	

Number of Students who participate in Intramural Sports.
(From Student Survey T-61 Question 5)

Sport	Number
<u>CYCLING 2</u>	<u>BOXING 1</u>
<u>SOFTBALL 9</u>	<u>SOCCER 3</u>
<u>BASKETBALL 16</u>	<u>WRESTLING 5</u>
<u>TRACK 4</u>	
<u>VOLLEYBALL 1</u>	
<u>CHEERLEADING 5</u>	

List Intramural Sports students are interested in adding:
(From Student Survey T-61 Question 6)

Sport	Number
<u>LACROSSE 2</u>	<u>DANCE TEAM 5</u>
<u>POLO 2</u>	<u>HOCKEY 2</u>
<u>SKATEBOARDING 9</u>	<u>BOWLING 1</u>
<u>SKEET SHOOTING 2</u>	<u>BOXING 3</u>
<u>CRICKET 2</u>	<u>PING PONG 6</u>
<u>PAINTBALL 3</u>	<u>RAQUET BALL 2</u>
<u>WRESTLING 7</u>	

Participation in Non-School Sports Activities
 (From Student Survey T-61 Question 7)

<u>Sport</u>	<u>Number</u>	<u>Sport</u>	<u>Number</u>
BASKETBALL	62	VOLLEYBALL	5
BOWLING	2	BASEBALL	26
CHEERLEADING	1	FP SOFTBALL	3
FOOTBALL	4	PAINTBALL	3
SOFTBALL	36	ARCHERY	3
SOCKER	20	GYMNASTICS	13
KICK BOXING	4	SKATEBOARDING	9
GOLF	6		
TENNIS	4		

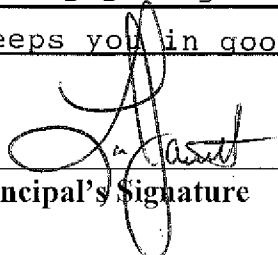
Reasons for not participating in interscholastic athletics.
 (From Survey Question 8)

<u>Response</u>	<u>Number</u>
<u>52</u> I prefer other activities such as band, chorus, etc.	
<u>143</u> I don't have time	
<u>40</u> The practice schedules and game times are inconvenient	
<u>59</u> The sport I like isn't offered	
<u>34</u> It's too expensive	
<u>28</u> I prefer to participate in club or intramural sports	
<u>102</u> Working	
<u>87</u> Other	

Student Suggestions to encourage participation

Make it Fun, Promote tryouts more, Make the sports about sports
not about coaches and sponsors, Pick players based on skill not
politics, Hire better coaches, Staying in sports is motivation to keep
making good grades.

Keeps you in good physical shape


 Principal's Signature

3-26-03

Date

MIDDLE SCHOOL
SURVEY RESPONSE TALLY SHEET

1. Yes 188

No, I want to play 54 Baseball, Basketball, Hockey, Tennis, Volleyball

I am not interested 48

2. Fall Season

Football 63

G-Volley Ball 76

B-Volley Ball 6

B-Ccountry 11

G-Ccountry 21

G-Field Hockey 13

B-Golf 25

G-Golf 14

B-Soccer 19

G-Soccer 38

I would not participate 85

3. Winter Season

B-Basketball 60

G-Basketball 41

B-Swimming and Diving 11

G-Swimming and Diving 45

B-Wrestling 29

G-Gymnastics 38

B-G Indoor Track 36

I would not participate 86

4. Spring Season

B-Track 27

G-Track 43

G-Tennis 41

B-Tennis 17

G-Slow Pitch Softball 27

G-Fast Pitch Softball 19

B-Baseball 52

I would not participate 103

5. Yes 106 Basketball, Soccer, Swimming, Football, Baseball, Cheerleading
Volleyball, Fast Pitch Softball, Golf, Hockey

No 193

6. Which intramural sports, if any would you like to see added?

Cross Country, Ping Pong, Baseball, Basketball, Volleyball, Tennis
Hockey, Fast Pitch Softball, Bowling, Golf, Soccer, Swimming, Track
Gymnastics, Archery, Billiards, Dance, Wrestling, Skating, Football
Biking, Paintball

7. Yes 137 Soccer, Baseball, F-Pitch Softball, Swimming, gymnastics, Tennis,
Basketball, Bowling, Golf, Soccer, Dance, Cheerleading

No 150

8. Yes 123

No 160

Why don't you participate in interscholastic athletics?

Prefer other activities 17

Don't have time 37

Practice schedule-game times inconvenient 13

Sport I like isn't offered 21

It's too expensive 22

Prefer to participate in club or intramural sports 8

Working 11

Other 32

9. Suggestions to encourage participation Make it more fun. More Pep Rallys,
Needs to be less expensive, Have a level for athletically challenged,
Make practice more convenient

10. List OTHER SPORTS you are interested in participating in and the sports season.

SPORT	SEASON		
Tennis	Spring	Swimming	Summer
Rugby	Fall	Softball	Spring/Fall
Baseball	Spring		
Volleyball	Winter/Spring		
Hockey	Winter		
Ice Skating	Winter		
Dance	All		
Golf	Fall/Spring		
Bowling	Fall/Winter		
Wrestling	Winter		

Check one: Male 160
Age 13-14

Female 132
Age 13-14

Steve Woodward
ATHLETIC DIRECTOR

Home of the



ATHLETIC DEPARTMENT
Phone (270) 527-6714
Fax (270) 527-6715

MARSHALL COUNTY HIGH SCHOOL

416 High School Road
Benton, Kentucky 42025

MAR 31 2003

April 1, 2003

Mr. Larry Boucher
Kentucky High School Athletic Association
2280 Executive Drive
Lexington, Kentucky 40505

Dear Mr. Boucher:

We have completed the 2003 Title IX Report and have enclosed all the requested forms. If you should need further information, please contact me at Marshall County High School at 270-527-6714.

Sincerely,

A handwritten signature in cursive script that reads "Steve Woodward".

Steve Woodward, Athletic Director